



2020 Q2 Investor Conference

Tablet Special
32 GB Wifi Tablet Silver

Plus expand your storage up to 512GB

Minimum bezel. Maximum view. Designed with a minimized bezel, giving you more room to view your favorite content on a slim, comfortable form. The premium metallic finish and lightweight design make it easy to use around the house or on the go.

Entertainment-ready. An 8.0" display immerses you in content, and dual speakers deliver spacious surround sound.

Binge-ready Battery. Browse, watch or shop for up to 13 hours on a full charge.

BEST award badge

★★★★★
7887 ratings | 100% recommended

\$157.99
+ \$20.67 Shipping & Import Fees Deposit to Taiwan

E Ink Spectra™

Safe Harbor Statement

Statements in this presentation that are not strictly historical, including the statements regarding the market, economy, the Company's ePaper and other business, the Company's future product launches, the Company's positioning and expectations for 2020 and future periods, and any other statements regarding events or developments that we believe or anticipate will or may occur in the future, may be "forward-looking" statements within the meaning of the securities laws in Taiwan. There are a number of important factors that could cause actual events to differ materially from those suggested or indicated by such forward-looking statements and you should not place undue reliance on any such forward-looking statements. These factors include, among other things, the uncertainty in the economy, contractions or growth rates and cyclicity of markets we serve, competition, our ability to develop and successfully market new products and technologies and expand into new markets, our ability to successfully identify, consummate and integrate appropriate acquisitions, contingent liabilities relating to acquisitions, risks relating to potential impairment of goodwill and other

long-lived assets, currency exchange rates, our compliance with applicable laws and regulations and changes in applicable laws and regulations, tax audits and changes in our tax rate and income tax liabilities, litigation and other contingent liabilities including intellectual property and environmental matters, risks relating to product defects and recalls, the impact of our debt obligations on our operations, raw material costs, our ability to adjust purchases and manufacturing capacity to reflect market conditions, legislative reforms and other changes in industry, labor matters, our relationships with and the performance of our customers and partners, risks relating to man-made and natural disasters, our ability to achieve projected cost reductions and growth, and international economic, political, legal and business factors. These forward-looking statements speak only as of the date of this presentation and the Company does not assume any obligation to update or revise any forward-looking statement, whether as a result of new information, future events and developments or otherwise.

Q2 and H1 Results

- Highest Q2 revenue among the past 8 years
- Q2 and H1 operating profit and net income also achieved record high among the past 9 Years
 - 2020.H1: 76% OP of 2019

| (NTD, Million) | 2020.Q2 | YoY | QoQ | 2020.H1 | YoY |
|------------------|----------------|-------|-------|----------------|---------|
| Revenue | 3,731 | +5% | +28% | 6,653 | +2% |
| Gross Profit | 1,581 42.4% | +7% | +17% | 2,931 44.1% | +7% |
| Operating Profit | 354 | +215% | +419% | 423 | +8,501% |
| Non-Op Income | 756 | -23% | -6% | 1,576 | -7% |
| Net Income | 976 | +10% | +24% | 1,763 | +33% |
| EPS | 0.86 NTD | | | 1.55 NTD | |

Sustainable Development with Steady Income

首檔上櫃企業社會責任指數 29日起上線

2020-06-29 12:01 經濟日報 記者徐睦鈞 / 台北即時報導

臺灣上櫃CSR指數權重 前十大成分股

| 股票代號 | 股票名稱 | 產業分類 |
|------|------|------|
| 3105 | 穩懋 | 半導體 |
| 5347 | 世界 | 半導體 |
| 6147 | 頤邦 | 半導體 |
| 8069 | 元太 | 光電 |
| 8299 | 群聯 | 半導體 |
| 3081 | 聯亞 | 通信網路 |
| 3152 | 璟德 | 通信網路 |
| 4105 | 東洋 | 生技醫療 |
| 6182 | 合晶 | 半導體 |
| 3264 | 欣銓 | 半導體 |

註：計算資料為2020年6月定審資料

資料來源：臺灣指數公司

經濟日報

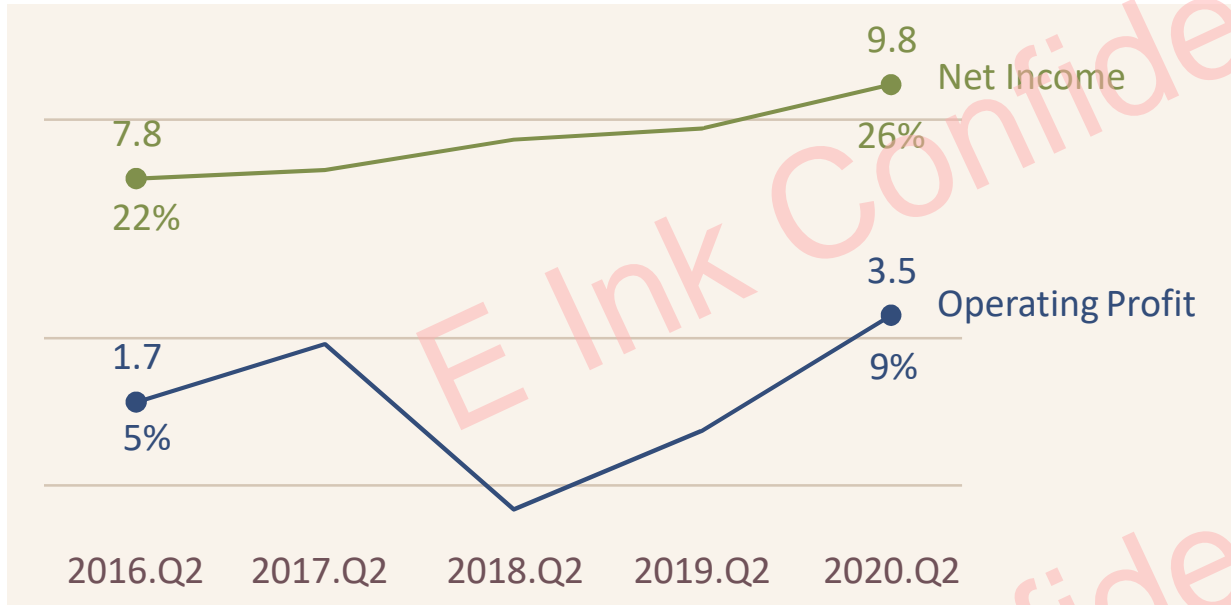
為呼應國際推動永續發展趨勢，鼓勵企業並引導投資人重視企業社會責任及永續責任投資，臺灣指數公司與櫃檯買賣中心（簡稱「櫃買中心」）結合中華民國企業永續發展協會（簡稱「企業永續發展協會」），合作開發首檔以企業社會責任（Corporate Social Responsibility, CSR）為主題之上櫃股票指數 - 「臺灣指數公司臺灣上櫃企業社會責任指數」（簡稱「臺灣上櫃企業社會責任指數」），29日起委託證交所計算傳輸盤中即時指數，每5秒計算發布一次。

臺灣指數公司表示，「臺灣上櫃企業社會責任指數」篩選已上傳年度企業社會責任報告書至「公開資訊觀測站」、且具證交所或櫃買中心公司治理評鑑結果之上櫃公司；再運用企業永續發展協會參採永續會計準則（SASB Standards）及其永續產業分類系統所設計之「企業社會責任評鑑」模型，並納入公司治理評鑑資訊、產製涵蓋環境、社會及公司治理面向之「企業社會責任評鑑分數」，篩選出企業社會責任表現達到標準的上櫃公司；再挑選最近3個年度之股東權益報酬率皆為正數者，為指數成分股；利用「自由流通市值」加權，再依「企業社會責任評鑑總分」、「違反相關法規記點基準」計算永續風險調整係數，調整成分股權重，可表彰實踐企業社會責任表現佳、兼具營運獲利穩定的上櫃股票組合之投資績效標竿。



Upward Profitability

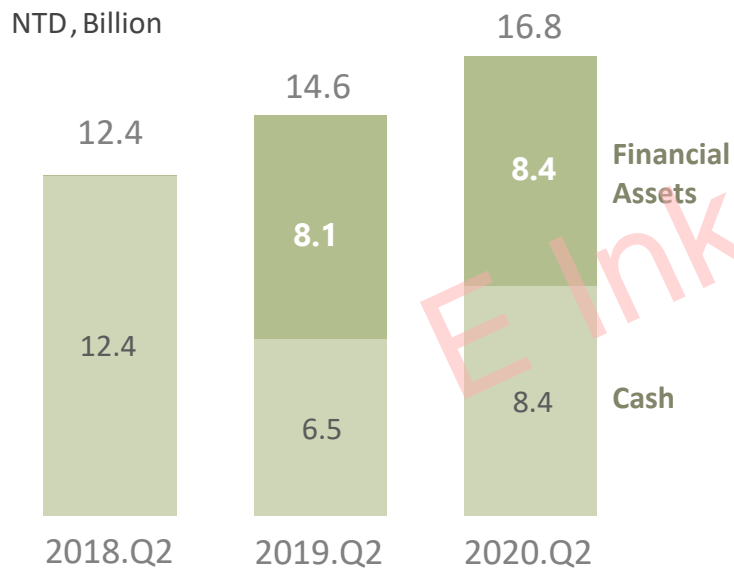
The Q2 Operating Profit and Net Income Achieved Record High among The Past 9 Years



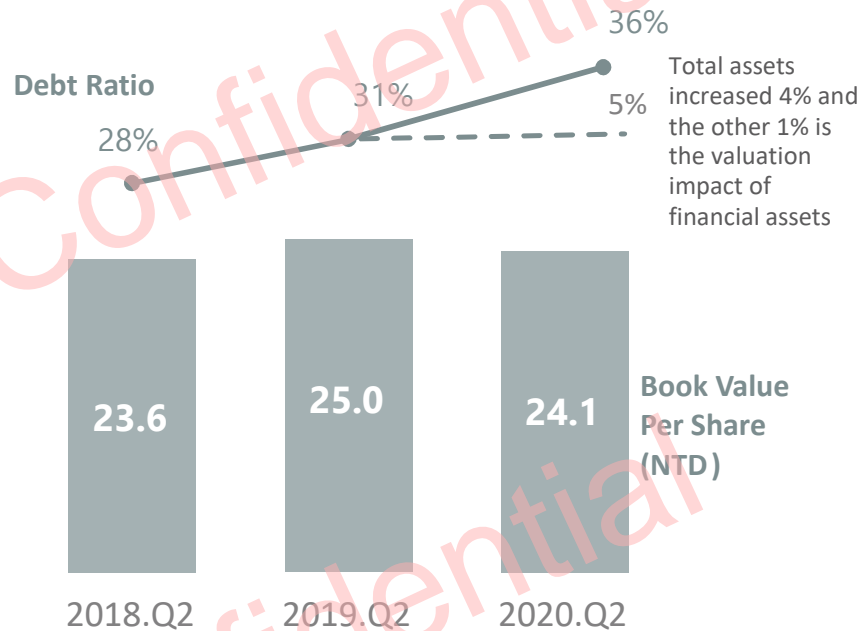
- Higher revenue
- E Ink materials sales growth supported better profit

Financial Position Movement

Cash and Financial Assets

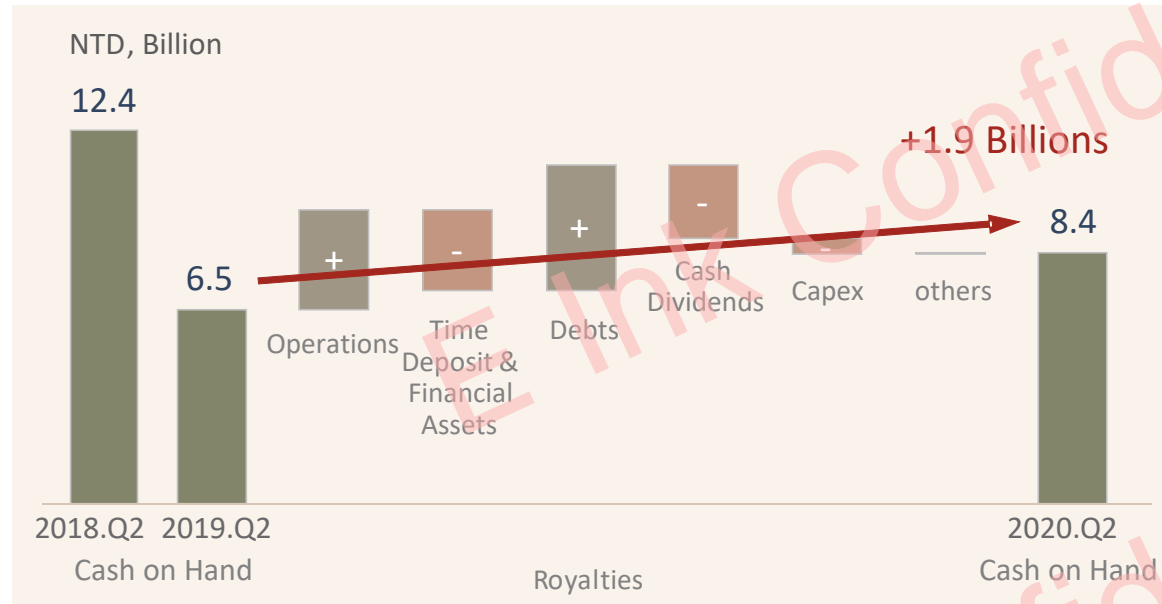


Debt Ratio for Operation



Cash Flow Movement

Converted Cash on Hand for Financial Investment and Operations



- Financial investment for offsetting royalty income
- Continuing Capex investments for expanding E Ink Kaleido and materials capacity

Technology Innovation for Business Growth

Black/White

Color

Black/White

Color

Future

Faster, Thinner, Larger, Wide Temperature

Battery Free

Flexible

NFC

UHF

E Ink Kaleido™

E Ink Gallery™ (ACeP)

E Ink Spectra™

Retail Signage

Label

Tablet Special

NATURE

01

WATER CREEK

40% ANNUAL SALE

Panasonic FULL HD CAMCORDER

DELTA

JFK

LON

DUB

399

2.09 1

Super E10

2.44 7

Super

2.39 3

Super e

2.11 7

Let's Read & Note

~13.3"

We Make Reading Happen.

飲食要均衡 健康好

少鹽 少油 少糖

WATER CREEK

SA.PP. 2 for \$10

40% ANNUAL SALE

SECOND SINK

SALE \$199

SALE \$305

Tablet Special

32 GB WiFi Tablet Silver

157.99

NATURE

VARIUS FELIS SED SAPIEN GRAVIDA

01

WATER CREEK

SA.PP. 2 for \$10

40% ANNUAL SALE

SECOND SINK

SALE \$199

SALE \$305

Tablet Special

32 GB WiFi Tablet Silver

157.99

NATURE

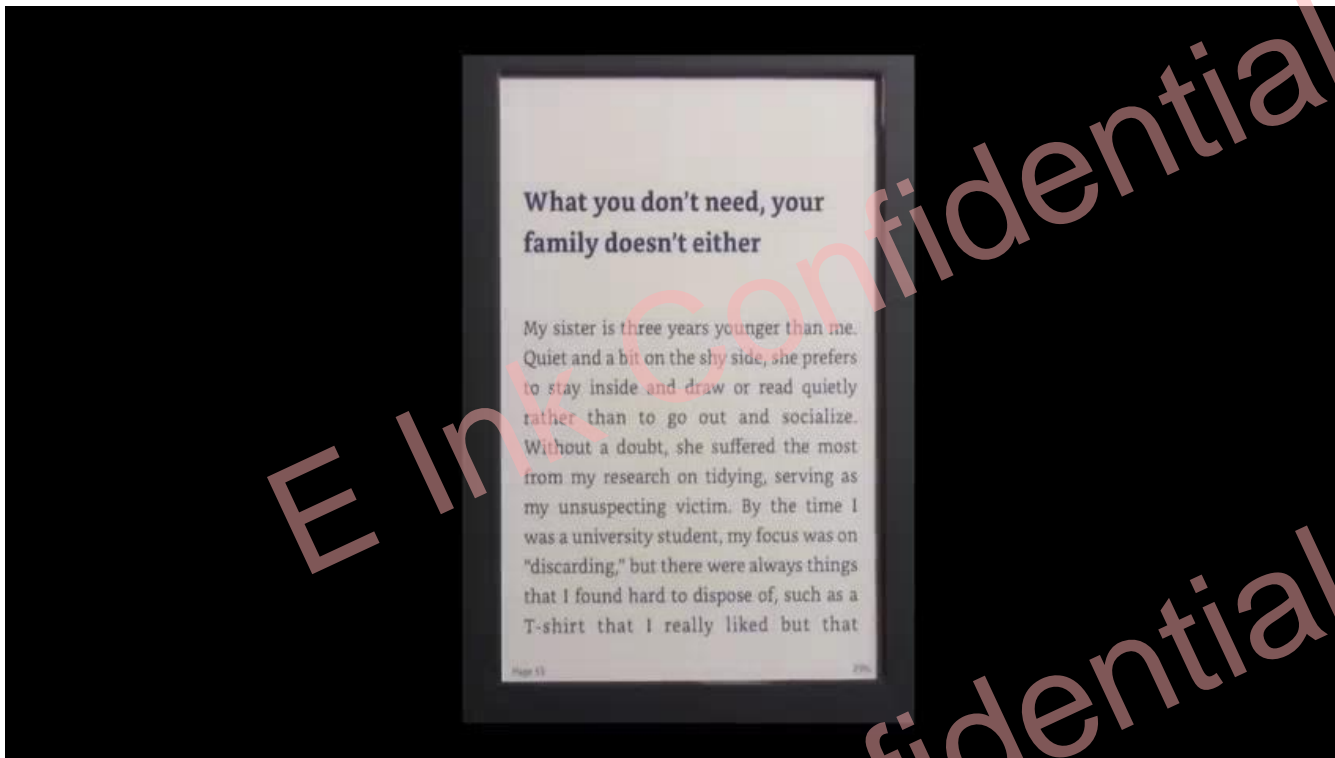
VARIUS FELIS SED SAPIEN GRAVIDA

01

Foldable eBook



E Ink Gallery 4100 – ACeP Generation 2



Continuous Expansion of Ecosystem



New Strategic Partners



E Ink's Contribution in The Past 5 Years



>400M ESL labels (2.9")
2 updates per day for 5 years

>1M trees saved per year
>272M lbs. CO² in 5 years



>130M eReaders
with 10 book titles downloaded
per year for 5 years

>21M trees saved per year
>4.98B lbs. CO² in 5 years

>5.25B CO² lbs.

Saved in the past 5 years

(A mature tree absorbs 21.7kg (or 47.84lbs.) of CO² per year)

Reference: homesmart

E Ink Further Enables a Sustainable World

Partners
EPD Module
HW/SW/SI

Smart Devices

Paperless Applications
Enable New Business Models

E Ink

Environment (E)
Social (S)
Governance (G)

Reduce 2% of Packaging and Printing &
Writing paper consumption

CO² Absorbed
Help 7.94 Billion lbs. of CO² to
be absorbed per year

Saving trees
166 million trees
saved per year
(2% of 8.3B trees per year)



We Make Surfaces Smarter™



The E Ink logo is displayed in a white, sans-serif font. The letter 'E' is significantly larger than the other letters, and the 'i' in 'Ink' has a dot. The background of the slide is a city skyline at sunset, with various skyscrapers and buildings. A network of glowing green lines and nodes is overlaid on the right side of the image, with several icons representing different digital concepts like a home, a smartphone, a document, a truck, and a padlock.

E Ink

www.eink.com

Thank You

E Ink Confidential