



元太科技 公司簡介

3Q11

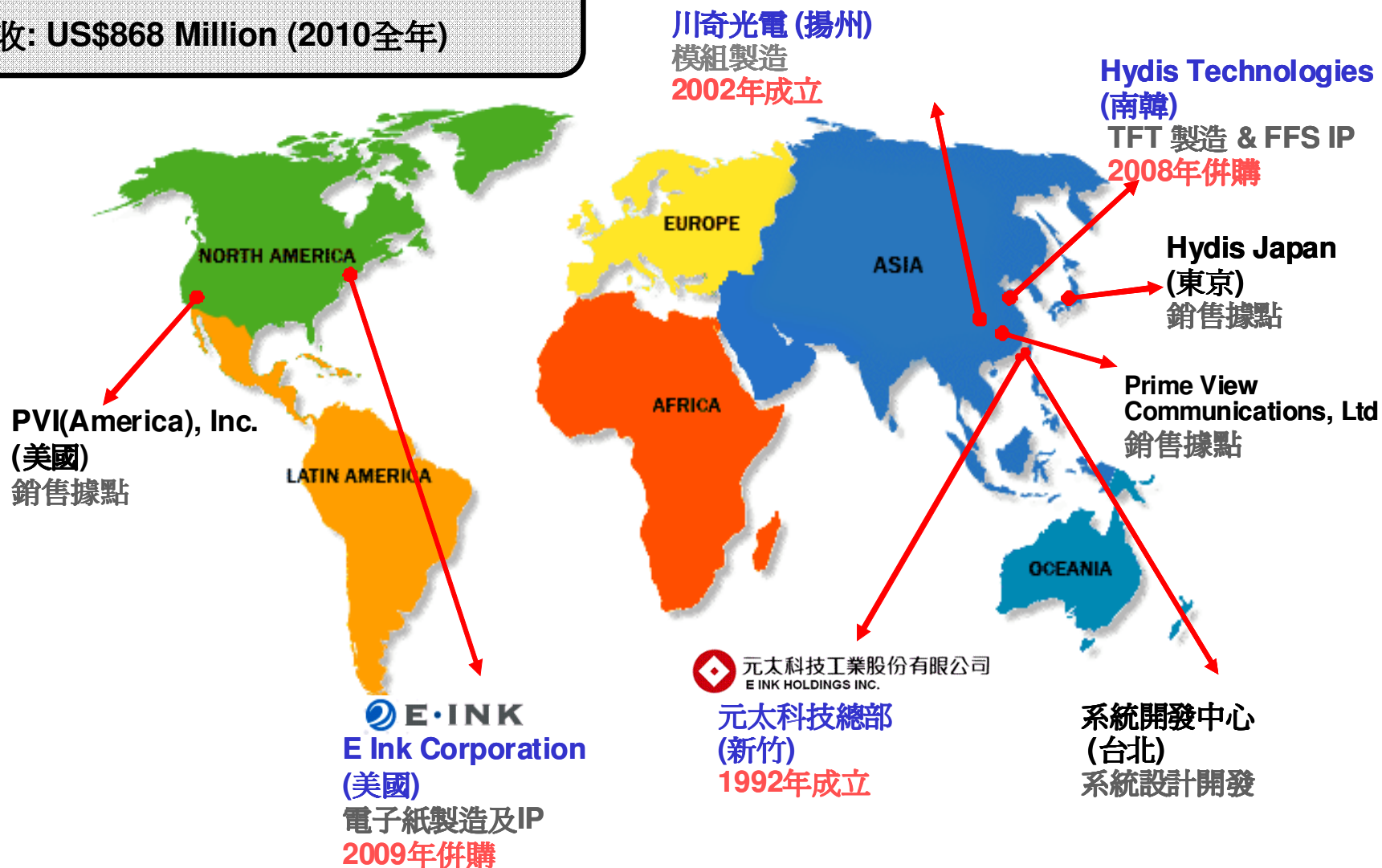


Safe Harbor Statement

Statements in this presentation that are not strictly historical, including the statements regarding the market, economy, the Company's ePaper, LCD and other business, the Company's future product launches, the Company's positioning and expectations for 2011 and future periods, and any other statements regarding events or developments that we believe or anticipate will or may occur in the future, may be "forward-looking" statements within the meaning of thesecurities laws in Taiwan. There are a number of important factors that could cause actual events to differ materially from those suggested or indicated by such forward-looking statements and you should not place undue reliance on any such forward-looking statements. These factors include, among other things, the uncertainty in the economy,contractions or growth rates and cyclicity of markets we serve, competition, our ability to develop and successfully market new products and technologies and expand into new markets, our ability to successfully identify, consummate and integrate appropriate acquisitions, contingent liabilities relating to acquisitions, risks relating to potential impairment of goodwill and other long-lived assets, currency exchange rates, our compliance with applicable laws and regulations and changes in applicable laws and regulations, tax audits and changes in our tax rate and income tax liabilities, litigation and other contingent liabilities including intellectual property and environmental matters, risks relating to product defects and recalls, the impact of our debt obligations on our operations, raw material costs, our ability to adjust purchases and manufacturing capacity to reflect market conditions, legislative reforms and other changes in industry, labor matters, our relationships with and the performance of our customers and partners, risks relating to man-made and natural disasters, our ability to achieve projected cost reductions and growth, and international economic, political, legal and business factors. These forward-looking statements speak only as of the date of this presentation and the Company does not assume any obligation to update or revise any forward-looking statement, whether as a result of new information, future events and developments or otherwise.

全球據點

- 市值: US\$2.2 Billion
- 營收: US\$868 Million (2010全年)



電子紙的優點與特性

接近紙本 閱讀經驗

- 不會閃爍，眼睛不易疲累
- 清晰明亮，對比度高
- 無視角限制
- 陽光下可清楚閱讀，不會反光

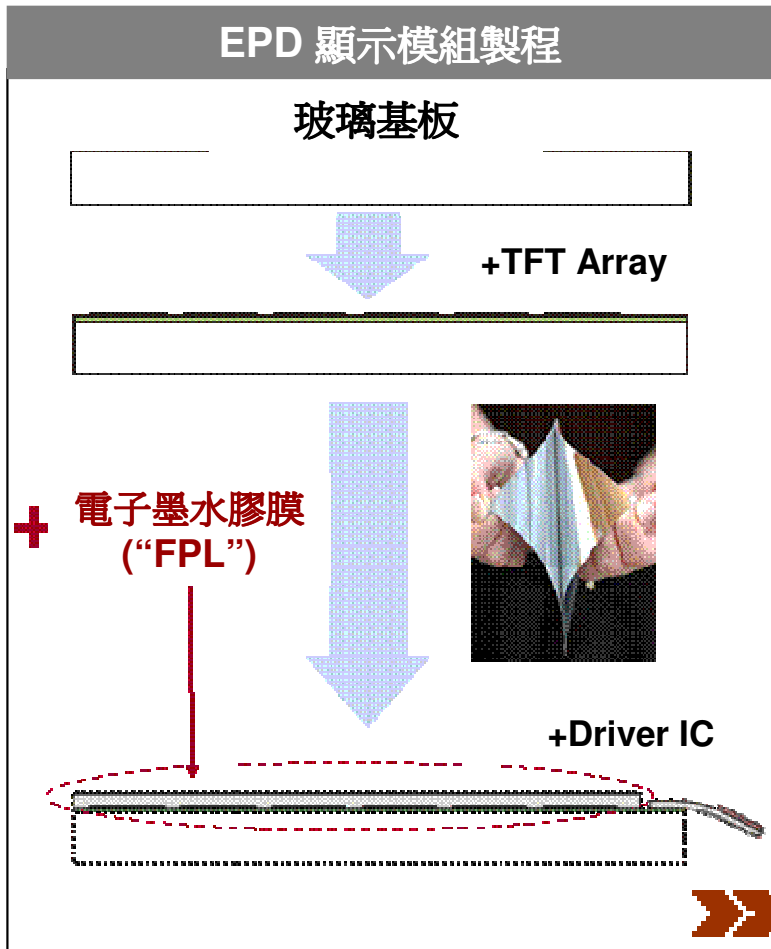
方便攜帶

- 體積薄，耐用
- 重量輕
- 不易碎
- 可於戶外閱讀

超省電

- 不需要背光源
- 雙穩態 (Bi-stable)
- 超省電：單次充電可翻 1萬5千頁以上 (約40本書)

E Ink 電子墨水技術及原理



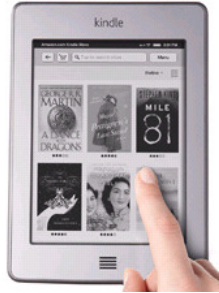
紙張印刷質感

超省電

輕薄強韌

在電子書市場佔有領先地位

amazon.com®




Bambook 锦书



Hanvon



BARNES & NOBLE




SONY



FOUNDER 方正

edo

Bookeen



enTourage eDGe™

kobo
EREADER



南開津科
CREATIVE & WEALTHY

iriver



Eink

其他應用

Smart Surface



- 指示器
- 手錶
- 鍵盤
- 無線裝置
- 櫃檯廣告看板
- 手機
- 智慧金融/信用卡

未來應用 (概念性產品)



- 家居
- 出外
- 室內/室外招牌



3Q11 合併財務報表

(NT\$Million)	1Q11		2Q11		3Q11		YTD	
Net Sales	10,086	100.0%	6,926	100.0%	10,929	100.0%	27,941	100.0%
Gross Profit	2,913	28.9%	2,251	32.5%	3,874	35.4%	9,037	32.3%
Operating Expense	1,058	10.5%	1,124	16.2%	1,373	12.6%	3,555	12.7%
R&D Expense	398	3.9%	379	5.5%	411	3.8%	1,188	4.3%
Operating Profit	1,855	18.4%	1,126	16.3%	2,501	22.9%	5,483	19.6%
Non-op items	12	0.1%	121	1.7%	16	0.1%	149	0.5%
Pre-tax Income(Loss)	1,867	18.5%	1,247	18.0%	2,517	23.0%	5,631	20.2%
Tax	200	2.0%	(8)	-0.1%	368	3.4%	559	2.0%
Net Income	1,668	16.5%	1,255	18.1%	2,149	19.7%	5,072	18.2%
E Ink Net income	1,677	16.6%	1,325	19.1%	2,247	20.6%	5,249	18.8%
EPS	1.56		1.22		2.08		4.86	

Thank You